



◆ MONSOON OPERATIONS BULLETIN

# TRANSPORTER MONSOON CHECKLIST

Precautions and damage prevention for cargo in transit—  
from the warehouse shed to the consignee's door.

**5**

STAGES, DISPATCH TO DELIVERY

**3+**

TARPAULIN LAYERS ON TOP

**6-8mm**

PLYWOOD ON UNEVEN BEDS

Most monsoon cargo claims trace back to small things missed before the wheels turn: a pinhole in a tarpaulin, a flat-topped load that pools water, a vehicle parked beside a drain. This bulletin walks the journey in five stages — what to check, what to fix, and what to do the moment water gets in.


■ Do this   ■ Avoid this   ■ Action point

**01**

ON ARRIVAL AT THE WAREHOUSE

## CHECK THE VEHICLE IS ROAD-WORTHY

- Park under a shed — and carry out all loading and unloading under cover.
- Record the registration number, transporter name and the count of tarpaulins on board.
- Verify the driver's licence, insurance papers and the vehicle's load-capacity certificate to avoid detentions en route.
- Inspect every tarpaulin for holes — they must be fully intact before use.
- Check inside for protrusions — bolts, nails, stiffeners — that can tear packaging or sheeting.
- If the bed is uneven, lay 6–8 mm plywood to spread the load evenly.
- For containerised vehicles, hunt for water-ingress holes with the light test, chalk test and impression method, then seal by welding or epoxy.



**Left: torn tarpaulin and pinholes – reject or replace. Centre: a protrusion on the bed. Right: light leaking through container walls signals water-ingress points to seal.**

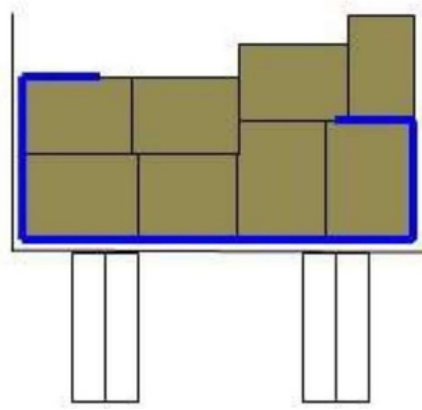
- ✓ Shrink-wrap with polyliners, especially in the grainy season; multiple cargos can be wrapped together.
- ✓ Lay one tarpaulin over the plywood, running it up the sides to the height of 2–3 boxes.
- ✓ Build the load to a **convex, peaked top** so rain sheds off — never a flat top.
- ✓ Cover with at least three layers of intact tarpaulin, thickest sheet on top.
- ✓ Fill empty gaps with dunnage to hold the shape.
- ✓ Tie ropes firmly so high winds cannot dislodge the sheeting.
- ✓ Send all high-value consignments in containerised vehicles; never stack in basements during monsoon — use high racks or platforms.

**✓ DO — CONVEX TOP**

A peaked profile lets rainwater run straight off the sides.

**✗ AVOID — FLAT TOP**

A flat top traps standing water that works through the sheets.

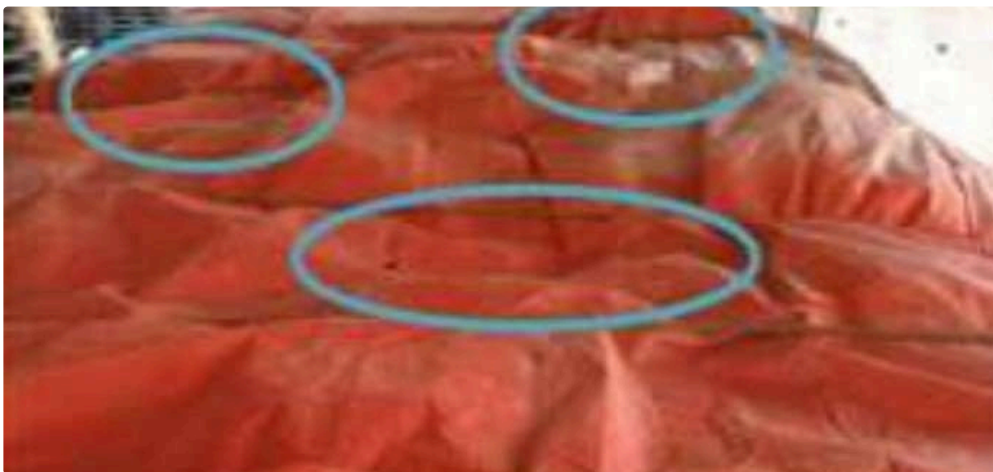


Warp, then drape - the side tarpaulin should climb 2-3 boxes high so on seam sits exposed at the load's edge.

DURING TRANSIT

## PRECAUTIONS ON THE ROAD

- Keep the vehicle under shed whenever stopped — for breakdowns or meal breaks, never park in low-lying areas or beside drains where water can collect.
- Avoid driving in heavy rain where possible; pull under cover and drive cautiously to prevent accidents.
- Re-check lashing ropes and tarpaulin position frequently, tightening or repositioning as needed.
- For transshipment at state borders, park properly and wait for the rain to stop before transferring goods.



Wind-loosened sheeting (circled) is a common transit failure - re-tension ropes at every stop.

---

**04**

AT THE CONSIGNEE

## UNLOADING



- Unload as soon as the vehicle arrives — don't make it wait outside the premises, even after working hours.
  - Carry out all unloading under sheds.
  - Place goods on pallets or raised platforms to avoid losses from water accumulation.
  - Never set goods down in low-lying areas or basements.
- 

**05**

IF WATER GETS IN

## STEPS TO REDUCE LOSSES

- If the driver finds water ingress in transit, inform the insured and insurer immediately.
  - Separate wet goods from dry goods at once.
  - Remove packing from affected goods to prevent rusting and stop losses from spreading.
  - If low branches or obstructions may have torn the overhead tarpaulin, stop, inspect, and add another sheet so ingress doesn't continue.
- 

01 Inspect tarpaulins, bed and documents before loading.

02 Stack convex, wrap, and cover with 3+ intact tarpaulins.

03 Tie down firmly and re-check ropes at every stop.

04 Park smart — under shed, away from drains and low ground.

05 Unload fast onto pallets, under cover, never in basements.

06 Act early — report ingress and segregate wet goods at once.